

VRV30E1

DATASHEET



Cooling capacity KW	min 5	std 20	max 30
Cooling power source KW	min 1	std 4	max 5.8
Heating capacity KW	min 5	std 20	max 30
Heating power source KW	min 1	std 4	max 5.8

Total BTU Capacity:

Power supply:

Sea water pump:

Size W x D x H:

Weight:

Sea water working range:

Air working range:

Noise:

Vibration:

Sea water pipes connection:

Refrigerant pipe:

Comparable to 135.000 BTU/h of the competitors.

180 - 250 V 1Phase / 50-60Hz

400 Vac and 700 Vdc on request.

Magnetic type 300 watt included in unit power consumption.

150 lt/min

688 x 528 x 479 mm

75 Kg (excluding pump)

+3°C to +40°C

Option polar water: -5°C

-20°C to +50°C

Compressor @ 140 hz – 73db @ 1 meter from box

No significant vibration transmitted to the feet

1,5"

3 x 5/8" Gas

3 x 1/2" Liquid

Compressor box use VRV inverter architecture with refrigerant circulation inside air handler
Databus rs485 modbus on board

System based on Toshiba VFD and twin rotary compressor



CONDENSER:

Titanium Grade 2. No fouling, no corrosion. 3 times lighter than copper nickel



COMPRESSOR:

Toshiba inverter twin rotary. COP > 4

Rotation speed: 600 to 6000 rpm



FRAME:

Stainless Steel 316




SOFTWARE MANAGEMENT:

Compressor high temperature, low temperature, high pressure condenser, low pressure compressor, electronic pressure gas, electronic pressure liquid, Condensation control, Evaporation control



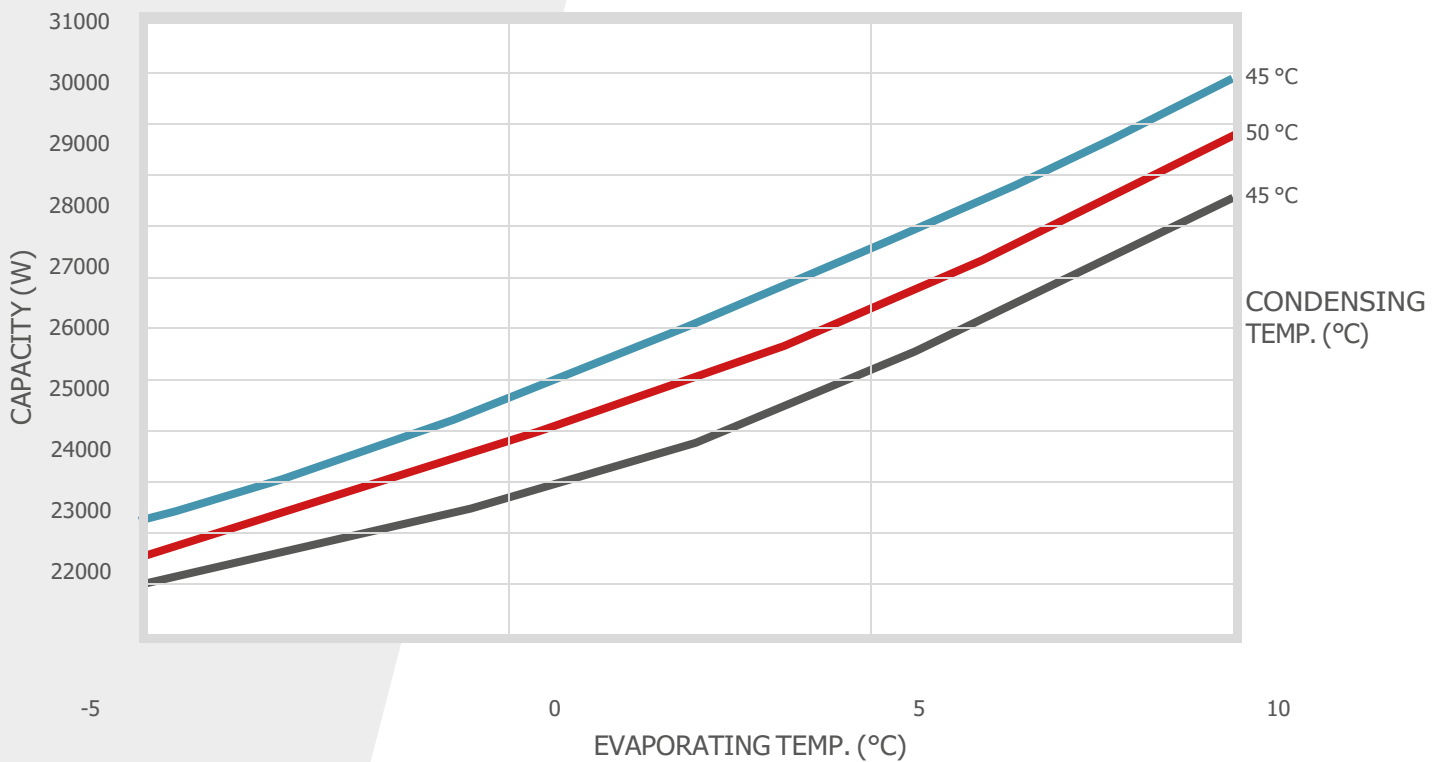
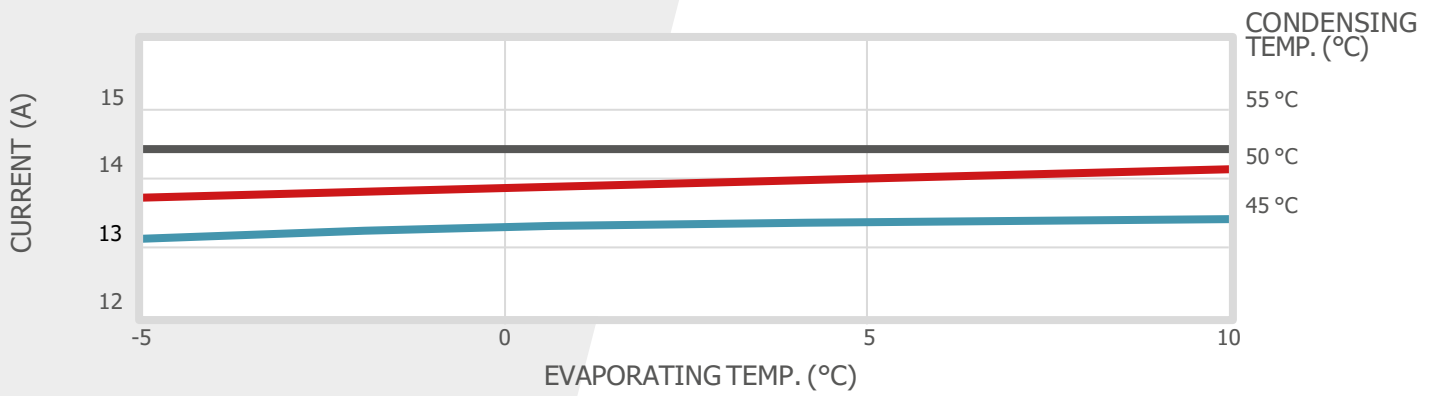
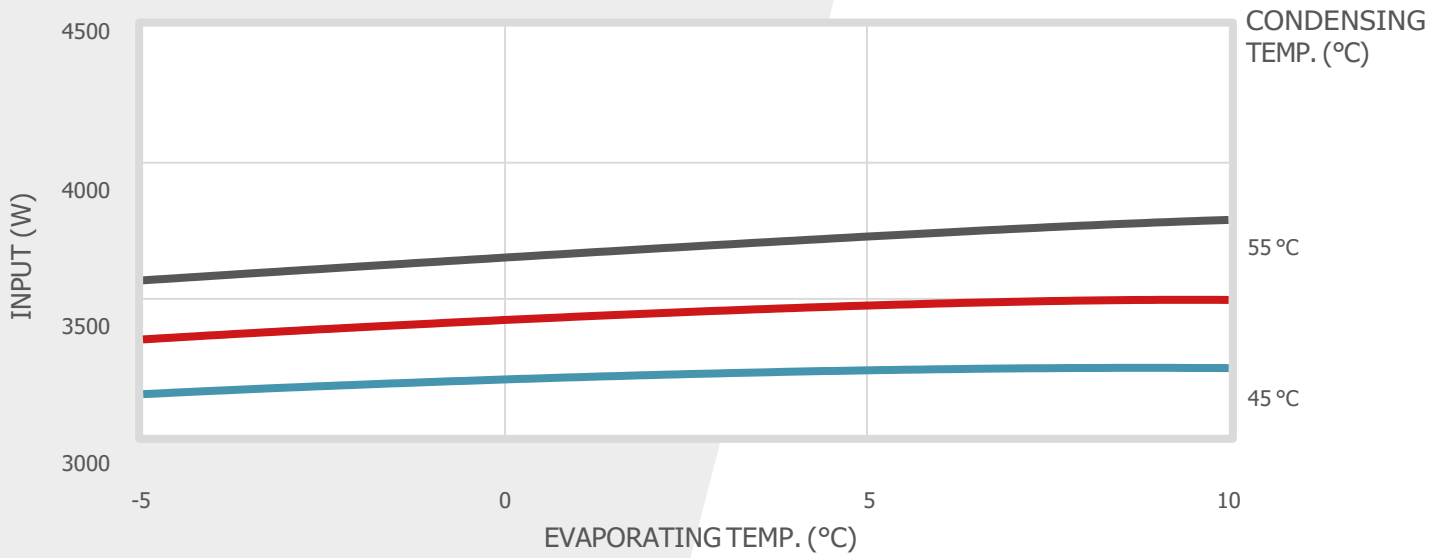
COMPRESSOR PROTECTION:

Over/undervoltage, overcurrent, torque, winding temperature, stepout (bad lubrication), power input, power output, efficiency, overload, oil level (with EEV)



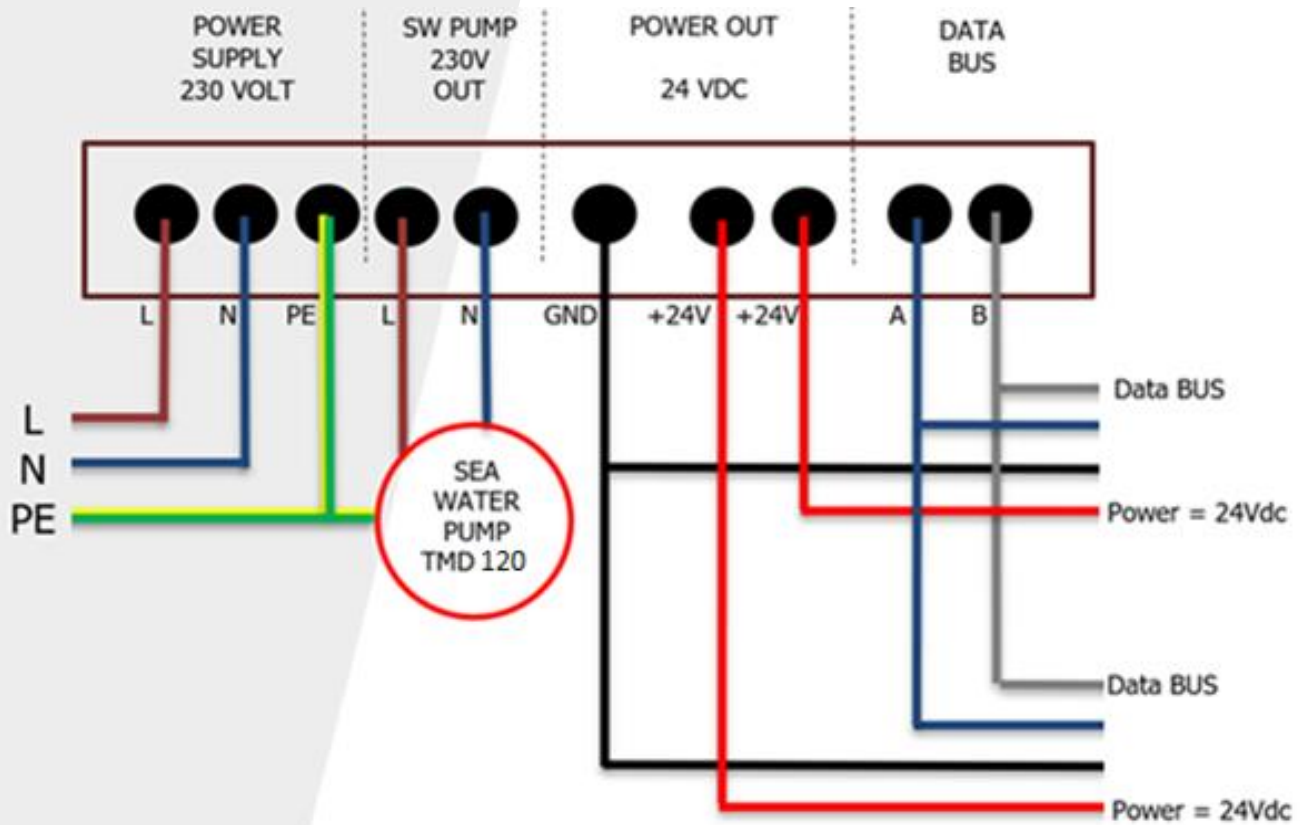
VRV30E1

PERFORMANCE CURVE DC INVERTER 70 rps/ 100



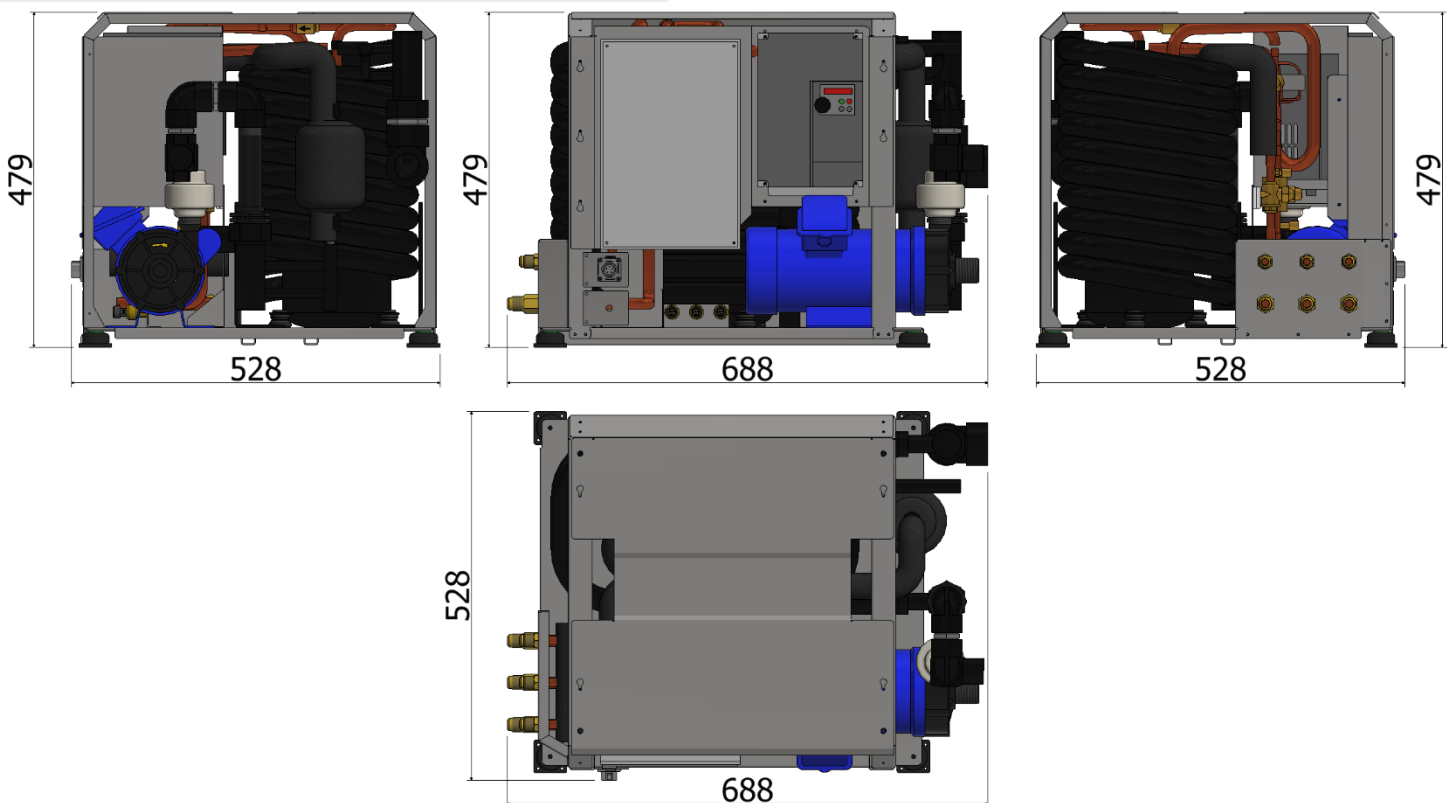

VRV30E1

ELECTRICAL CONNECTIONS



VRV30E1

OVERALL DIMENSIONS



NOTE:

Built in pump: VRV30E1P

External pump: VRV30E1

Power supply 400VAC: VRV30E1-4V

Power supply 700VDC: VRV30E1-7V